

Pick up and Drop off Procedures:





Parents who drive students to and from school need to follow our flow zone procedures:

1. Drivers may only enter the flow zone by traveling east on Bridle Lane.
2. Drivers are to stay in the line until they are able to make a left hand turn into the school lot.
3. Drivers should **at no time** turn right from Bridle into the parking lot.
4. If a driver is coming south on President, he or she should bypass the school and turn right on Countryside Drive. The driver can then turn right on Driving Park and again on Bridle to enter the flow zone.
5. If a driver is coming north on President, he or she should turn left on Countryside Drive. The driver can then turn right on Driving Park and again on Bridle to enter the flow zone.
6. Drivers are to remain in their cars at all times while in the flow zone.
7. Drivers are to pull as far forward as possible before picking up or dropping off a child.
8. At dismissal, students will be allowed to load into cars only from the designated area (we have defined this as the area between the 2nd fire lane sign and the west end of the flow zone line). This is to insure that the adults on duty can appropriately supervise each child.
9. If a parent parks his or her car and walks up to get a child, please make sure to use only the designated crosswalk to cross the parking lot. A child should never be encouraged to cut across the lot in order to enter a parked car.
10. Please be a good neighbor. Do not block our neighbor's drives on Bridle Lane or use their driveways as a turn around.

Please review the attached map. These procedures have been put in place for the safety of all children. Please remember that, as adults, we set the example that our children will follow. If we model appropriate behavior we are more likely to get appropriate behavior in return.

WASHINGTON SCHOOL REGULATIONS AND GUIDLINES FOR CHILD SAFETY

AM
Kindergarten

-  SIDEWALK
-  NO STUDENT LOADING ZONE
-  STUDENT LOADING ZONE
-  NO PARKING ZONE DURING PICK UP TIMES

